









1. Which course are you studying?

		Response Percent	Response Count
Course in ESL		21.1%	8
ESL I (Access)		23.7%	9
ESL II (Access)		15.8%	6
ESL III (Access)		21.1%	8
Beginners ESL		7.9%	3
Beginners Computers		10.5%	4
Speaking and Listening		0.0%	0
Heading to Work		0.0%	0
answered question			38
skipped question			0

2. Have your computer skills improved after taking this course?

	Yes	No	Not sure	Rating Count
Using the mouse and keyboard	100.0% (4)	0.0% (0)	0.0% (0)	4
Microsoft Word	75.0% (3)	0.0% (0)	25.0% (1)	4
Microsoft Powepoint	25.0% (1)	50.0% (2)	25.0% (1)	4
Using the internet	75.0% (3)	25.0% (1)	0.0% (0)	4
Using email	50.0% (2)	50.0% (2)	0.0% (0)	4
answered question				4
skipped question				34






3. Which computer skills would you like to spend more time on in class?

		Response Percent	Response Count
Using the mouse and keyboard		0.0%	0
Microsoft Word		75.0%	3
Microsoft Powerpoint		0.0%	0
Using the Internet		25.0%	1
Using email		0.0%	0
	Other (please specify)		1
answered question			4
skipped question			34

4. Have your English skills improved after taking this course?

	Yes	No	Not sure	Rating Average	Rating Count
Listening	86.5% (32)	0.0% (0)	13.5% (5)	1.27	37
Reading	78.9% (30)	2.6% (1)	18.4% (7)	1.39	38
Writing	73.0% (27)	5.4% (2)	21.6% (8)	1.49	37
Speaking	55.6% (20)	13.9% (5)	30.6% (11)	1.75	36
Pronunciation	45.7% (16)	11.4% (4)	42.9% (15)	1.97	35
Vocabulary	80.0% (28)	5.7% (2)	14.3% (5)	1.34	35
answered question					38
skipped question					0



5. Which English skills would you like to spend more time on in class?

		Response Percent	Response Count
Reading		57.9%	22
Writing		65.8%	25
Speaking		76.3%	29
Pronunciation		86.8%	33
Vocabulary		63.2%	24
	Other (please specify)		18
answered question			38
skipped question			0

6. Please tell us how you felt about your class

	Always	Usually	Sometimes	Never	Not Sure	Rating Count
a. I came to class on time	52.6% (20)	26.3% (10)	18.4% (7)	0.0% (0)	2.6% (1)	38
b. I enjoyed what we studied in class	55.3% (21)	34.2% (13)	7.9% (3)	2.6% (1)	0.0% (0)	38
c. I felt safe and happy in the class	75.7% (28)	18.9% (7)	5.4% (2)	0.0% (0)	0.0% (0)	37
d. I used my first language in class	0.0% (0)	2.7% (1)	70.3% (26)	27.0% (10)	0.0% (0)	37
e. My teacher(s) gave me helpful feedback	75.7% (28)	13.5% (5)	10.8% (4)	0.0% (0)	0.0% (0)	37
f. I felt my teacher(s) did a good job	76.3% (29)	13.2% (5)	10.5% (4)	0.0% (0)	0.0% (0)	38
g. I understood what I needed to do	34.2% (13)	34.2% (13)	28.9% (11)	0.0% (0)	2.6% (1)	38
h. The activities and materials in my class were useful	68.4% (26)	26.3% (10)	2.6% (1)	0.0% (0)	2.6% (1)	38
answered question						38
skipped question						0

7. Do you plan to continue studying English in the future?

		Response Percent	Response Count
Yes		97.4%	37
No		2.6%	1
answered question			38
skipped question			0

8. Is there anything else you would like to tell us?

	Response Count
	34
answered question	34
skipped question	4