









1. Which course are you studying?

		Response Percent	Response Count
Course in ESL		25.5%	13
ESL I (Access)- North Melbourne		15.7%	8
ESL I (Access)- Flemington		21.6%	11
ESL II (Access)		23.5%	12
ESL III (Access)		13.7%	7
answered question			51
skipped question			0








2. Please tell us how you felt about your class

	Always	Usually	Sometimes	Never	Not Sure	Rating Count
a. I came to class on time	54.0% (27)	34.0% (17)	10.0% (5)	2.0% (1)	0.0% (0)	50
b. I enjoyed what we studied in class	78.0% (39)	16.0% (8)	4.0% (2)	0.0% (0)	2.0% (1)	50
c. I felt safe and happy in the class	71.4% (35)	14.3% (7)	12.2% (6)	0.0% (0)	2.0% (1)	49
d. I used my first language in class	6.4% (3)	10.6% (5)	70.2% (33)	12.8% (6)	0.0% (0)	47
e. My teacher gave me helpful feedback	72.0% (36)	18.0% (9)	10.0% (5)	0.0% (0)	0.0% (0)	50
f. I understood what I needed to do	54.0% (27)	30.0% (15)	16.0% (8)	0.0% (0)	0.0% (0)	50
answered question						51
skipped question						0

3. I would recommend this course to other students

		Response Percent	Response Count
Yes		94.1%	48
No		2.0%	1
Not Sure		3.9%	2
answered question			51
skipped question			0

4. I attended ____% of classes this semester

		Response Percent	Response Count
20% or less		0.0%	0
30% or less		0.0%	0
50% or less		12.5%	6
40% or less		4.2%	2
60% or less		6.3%	3
70% or less		10.4%	5
80% or less		14.6%	7
90% or less		35.4%	17
100% or less		16.7%	8
answered question			48
skipped question			3

5. Which excursions did you attend?

	Yes	No	Rating Count
a. Herring Island boat trip	72.0% (36)	28.0% (14)	50
b. Titanic exhibition at Melbourne Museum	87.0% (40)	13.0% (6)	46
c. Immigration Museum	25.7% (9)	74.3% (26)	35
			answered question
			50
			skipped question
			1

6. Which events did you attend?

	Yes	No	Rating Count
a. NMLL's Big Morning Tea	47.9% (23)	52.1% (25)	48
			answered question
			48
			skipped question
			3

7. Which weekly activities did you participate in?

	Yes	No	Rating Count
a. Wednesday Gardening (lunchtime)	37.0% (17)	63.0% (29)	46
b. Thursday Knitting Circle (lunchtime)	25.0% (11)	75.0% (33)	44
c. Baby Book Borrow	52.0% (26)	48.0% (24)	50
			answered question
			51
			skipped question
			0

8. If you are in Beginner's ESL, Course in ESL or ESL I, did you attend any of the following?

	Yes	No	Rating Count
a. Basic CPR Training, Lifesaving Victoria	58.1% (18)	41.9% (13)	31
		answered question	31
		skipped question	20

9. If you are in ESL II or ESL III, did you attend any of the following?

	Yes	No	Rating Count
a. Rubella Immunisation forum, Deafness Foundation	78.9% (15)	21.1% (4)	19
b. 'Safety in the Home' forum	62.5% (10)	37.5% (6)	16
c. Visit to Doutta Galla	94.7% (18)	5.3% (1)	19
d. North Melbourne Legal Service forum	89.5% (17)	10.5% (2)	19
e. 'Safety on Public Transport', Metro Trains	94.7% (18)	5.3% (1)	19
		answered question	19
		skipped question	32

10. Which activity did you find most interesting this semester?

	Response Count
	20
	answered question 20
	skipped question 31



11. Would you like to know more about....?

	Yes	No	Rating Count
Applying for citizenship	38.8% (19)	61.2% (30)	49
Getting a drivers license	32.0% (16)	68.0% (34)	50
Applying for a loan	23.4% (11)	76.6% (36)	47
Financial planning / budgeting	35.0% (14)	65.0% (26)	40
How to get help for family problems	41.3% (19)	58.7% (27)	46
Reading your child's school newsletters	51.1% (24)	48.9% (23)	47
Reading books with your child	63.3% (31)	36.7% (18)	49
Legal services	73.9% (34)	26.1% (12)	46
		Other (please specify)	6
		answered question	51
		skipped question	0













12. What sort of courses do you want to do in the future?

		Response Percent	Response Count
a. More English		92.2%	47
b. Computers		58.8%	30
c. Qualifications for a job (e.g. Certificate, Diploma, Degree)		47.1%	24
d. None		7.8%	4
		Other (please specify)	7
		answered question	51
		skipped question	0

13. Would you like to get a job one day?

		Response Percent	Response Count
Yes		85.7%	42
No		14.3%	7
answered question			49
skipped question			2

14. If you answered yes, which of the following areas would you like to work in?

		Response Percent	Response Count
a. Retail		30.2%	13
b. Hospitality		32.6%	14
c. Nursing		25.6%	11
d. Aged care		11.6%	5
e. Childcare		58.1%	25
f. Community Services		41.9%	18
g. Social work		18.6%	8
h. Interpreting		20.9%	9
i. Education		20.9%	9
j. Hairdressing / Beauty Therapy		16.3%	7
k. Business / Office Administration		30.2%	13
l. Horticulture		4.7%	2
Other (please specify)			5
answered question			43
skipped question			8

15. Is there anything else you would like to tell us?

	Response Count
	29
answered question	29
skipped question	22